

Exercice :

1. Construire le parallélogramme ABCD.

B
×

A C
× ×

2. Construire le parallélogramme ABCD.

B
×

A D
× ×

3. Construire le parallélogramme ABCD.

D
×

C A
× ×

4. Construire le parallélogramme ABCD.

B
×

D A
× ×

5. Construire le parallélogramme ABCD.

B
×

D C
× ×

6. Construire le parallélogramme ABCD.

C
×

D A
× ×

7. Construire le parallélogramme ABDC.

B
×

A D
× ×

8. Construire le parallélogramme BACD.

C
×

B D
× ×

9. Construire le parallélogramme DACB.

A
×

C B
× ×

10. Construire le parallélogramme BLEU.

B
×

U E
× ×

11. Construire le parallélogramme VERT.

R
×

T E
× ×

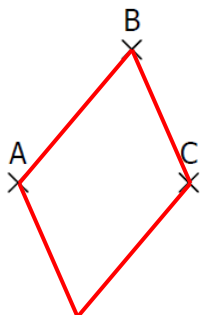
12. Construire le parallélogramme NOIR.

R
×

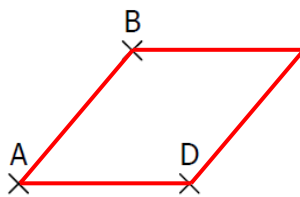
N O
× ×

CORRIGE – M. QUET

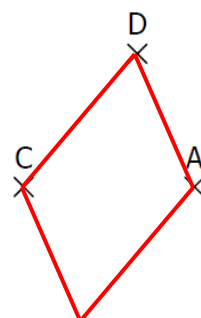
1. Construire le parallélogramme ABCD.



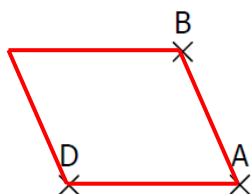
2. Construire le parallélogramme ABCD.



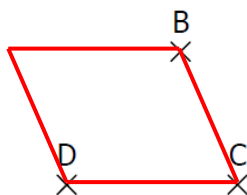
3. Construire le parallélogramme ABCD.



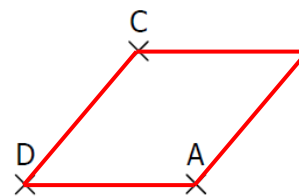
4. Construire le parallélogramme ABCD.



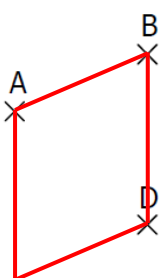
5. Construire le parallélogramme ABCD.



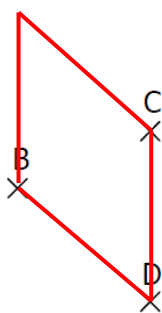
6. Construire le parallélogramme ABCD.



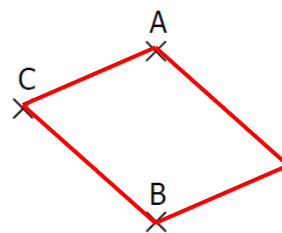
7. Construire le parallélogramme ABDC.



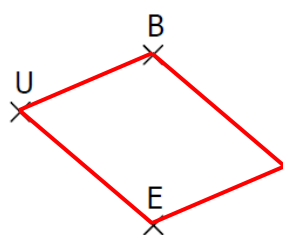
8. Construire le parallélogramme BACD.



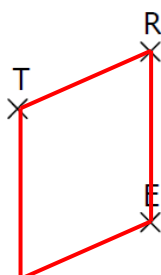
9. Construire le parallélogramme DACB.



10. Construire le parallélogramme BLEU.



11. Construire le parallélogramme VERT.



12. Construire le parallélogramme NOIR.

